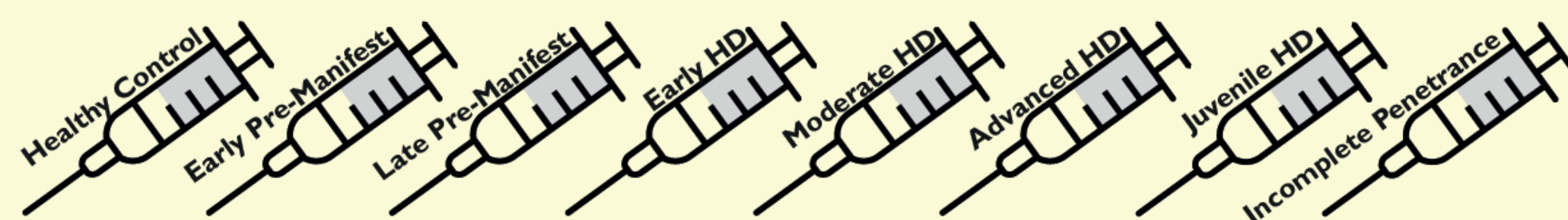


## What is The Aim of HDClarity?

### TO ADVANCE HD RESEARCH

**COLLECT:** We are building a collection of high-quality cerebrospinal fluid (CSF), plasma and serum samples across 8 study groups for evaluation of biomarkers and pathways that will enable the development of novel treatments for Huntington's disease (HD):



CSF is an ideal fluid compartment for assessing HD biomarkers, particularly pharmacodynamic markers, due to its proximity to the brain. High quality plasma and serum samples are also collected matching the CSF collections, which will be used to evaluate biomarkers and pathways of relevance to HD research.

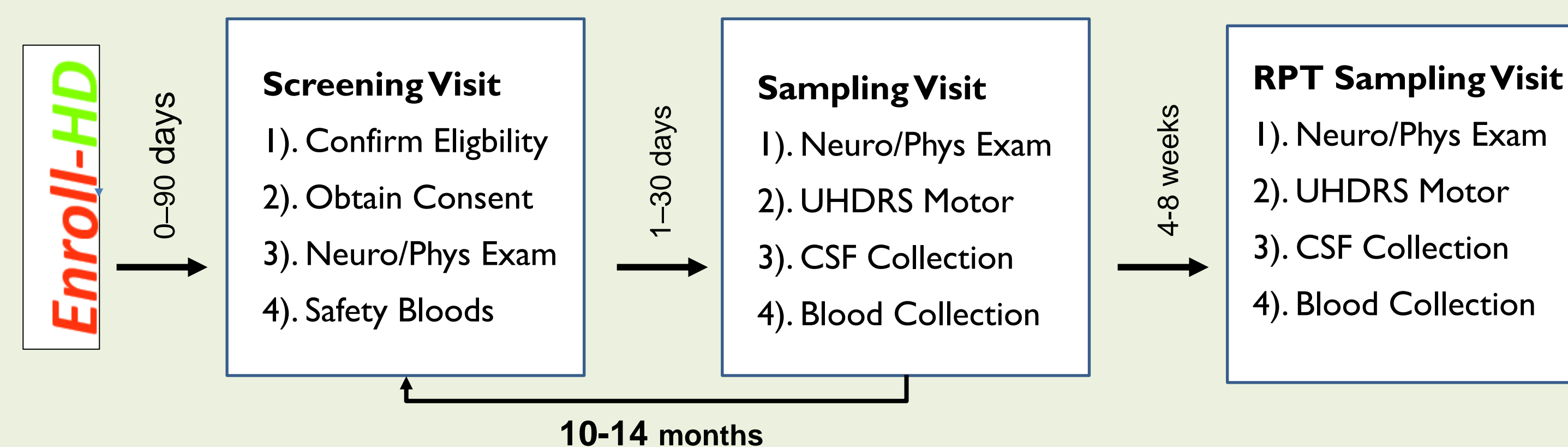
HDClarity samples are processed, logged and deposited for long-term storage at BioRep s.r.l. For more information, please see HDClarity website at <https://hdclarity.net>

**DISTRIBUTE:** Samples can be requested by investigators around the world, allowing them to conduct groundbreaking research to identify new biomarkers and develop treatments for HD.

To request HDClarity samples for your research please see information at: <https://enroll-hd.org/for-researchers/access-data-biosamples>

## What Does HDClarity Participation Involve?

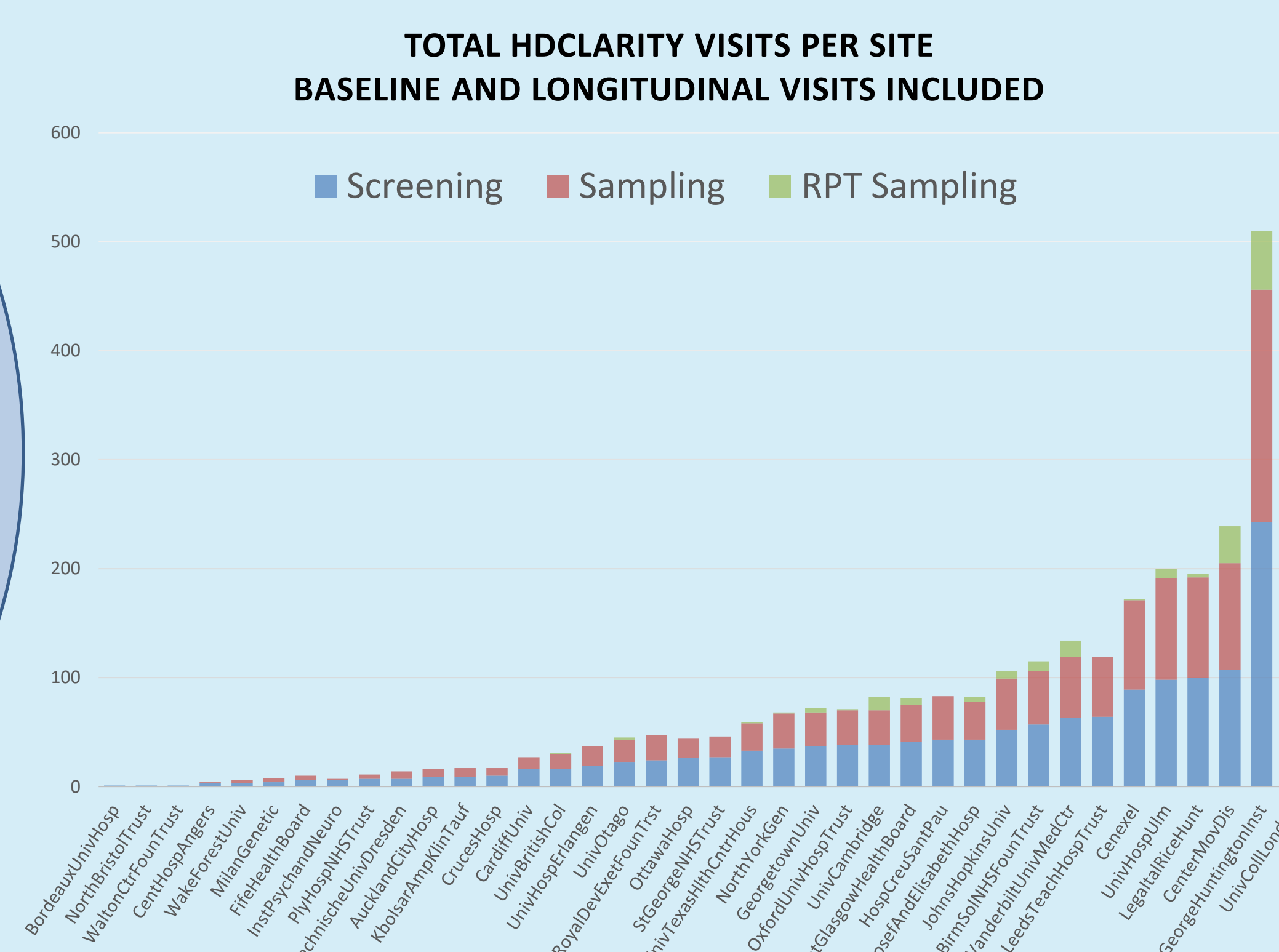
Participants attend annually and take part in two visits (Screening and Sampling) within a 30-day window. Some may attend an optional Repeat Sampling visit 4-8 weeks later:



In total, we hope to enroll **2500** individuals.

## How Many HDClarity Visits Have Been Conducted So Far?

In total, we have completed **1574** Screening visit **1421** Sampling visits, and **193** Optional Repeat Sampling visits.



Jun 02, 2025

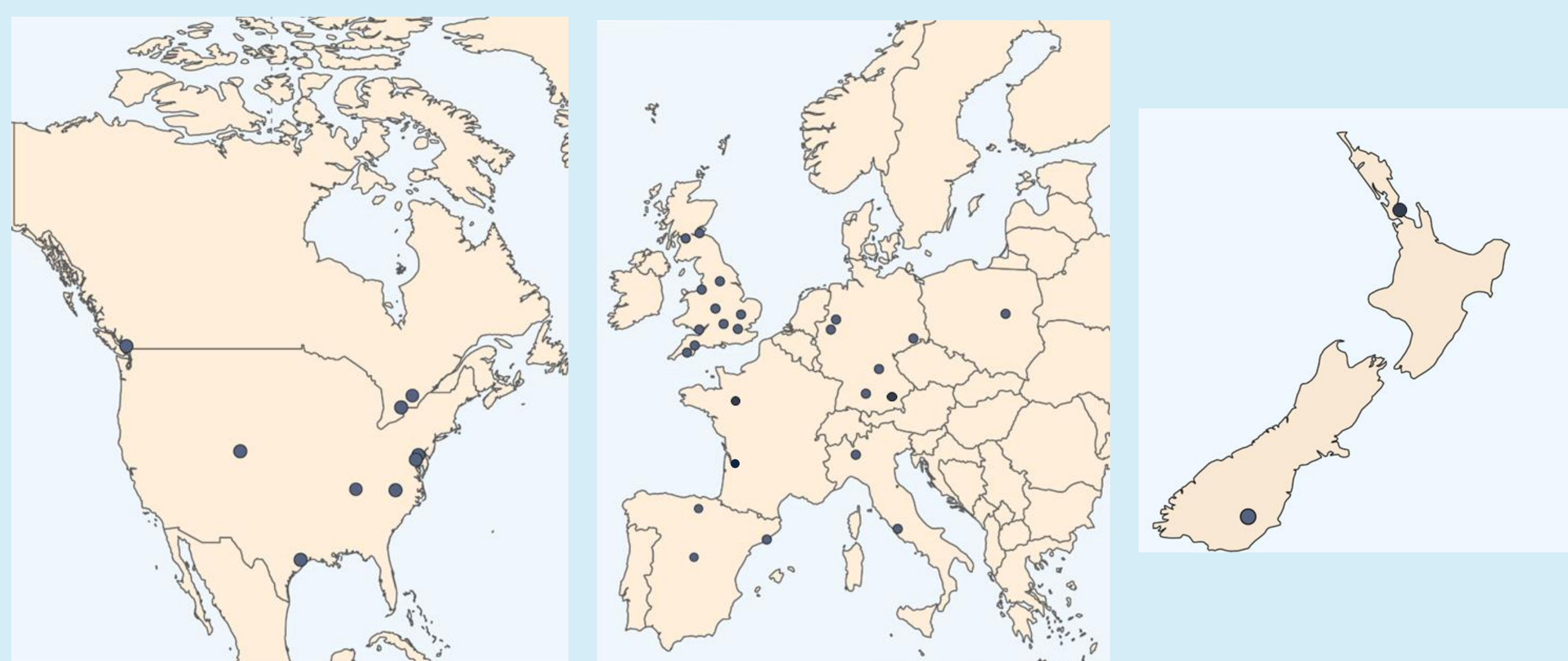
**HDClarity**  
A multi-site cerebrospinal fluid collection initiative to facilitate therapeutic development for Huntington's disease

## How Safe Is HDClarity Participation?

Very safe! Our data show that after 1614 spinal taps, the most common side effect is a mild or moderate headache, which soon gets better. Only four severe adverse events were reported, corresponding to 0.24% of the total number of sampling/optional sampling visits.

## Where Are HDClarity Sites Located?

HDClarity has continued to expand and is now active at **37** clinical sites, across **9** nations worldwide.



We are actively working to commence the study at more sites across Australasia, Europe, North and South America.

## How Can I Get Involved In HDClarity?

**Sites** – if you would like to join as a study site, please contact HDClarity Central Coordination (HDClarity-CC@enroll-hd.org).

**Participants** – you must already be participating in Enroll-HD and can speak to your site staff.

For more detailed HDClarity information, view our dedicated study homepage at **HDClarity.net** and follow us on BlueSky - **@hdclaritystudy.bsky.social**



**We would like to thank all the clinical sites and most importantly, the HD community, whose dedication and perseverance is vital to the success of HDClarity.**

## How are HDClarity Samples Being Used in Research?

### Publicly available biomarker datasets derived from HDClarity samples

- CSF biomarker assay results, N=220. Neurofilament light, haemoglobin, total protein, mutant huntingtin, total huntingtin
- Somalogic proteomic data, N=579. Over 7,600 protein analytes in CSF and serum
- Olink proteomic data, N=579. 2,925 proteins measured in CSF and serum
- Mass Spec proteomic data, N=478. Unbiased LC/MS of CSF and plasma

### Selected publications and presentations using HDClarity data:

- Khetarpal V et al. "Lack of Evidence for Kynurenine Pathway Dysfunction in Huntington's Disease: CSF and Plasma Analyses from the HDClarity Study." J Huntingtons Dis. 2024 Dec
- Ramee Lee "Evaluation of extracellular vesicle isolation methods from human biofluids for HD biomarker identification." HDTC 2024
- Pfalzer et al. "Alterations in metal homeostasis occur prior to canonical markers in Huntington disease." Scientific Reports 12.1 (2022): 10373
- Rodrigues et al. "Safety and feasibility of research lumbar puncture in Huntington's disease: The HDClarity cohort and bioresource." Journal of Huntington's Disease 11.1 (2022): 59-69

**So far, we have distributed HDClarity samples for 36 projects and we have 9 ongoing projects at various stages!**

## HDClarity Updates

Starting from the 1st of June 2025, all participants will benefit from increased travel allowances as part of our ongoing commitment to supporting your involvement in the study!

Chief Investigator: Professor Edward Wild, MD PhD

CHDI Clinical Research Program Manager and Study Lead: Elena Pak

CHDI Vice President Fluid Biomarkers: Hilary Wilkinson, PhD

CHDI Chief Medical Officer: Cristina Sampaio, MD PhD

HDClarity is sponsored by University College London, coordinated by UCL Huntington's Disease Centre and funded by CHDI Foundation, Inc.

Study Website: <https://HDClarity.net>  
Clinical Study Homepage: <https://clinicaltrials.gov>

